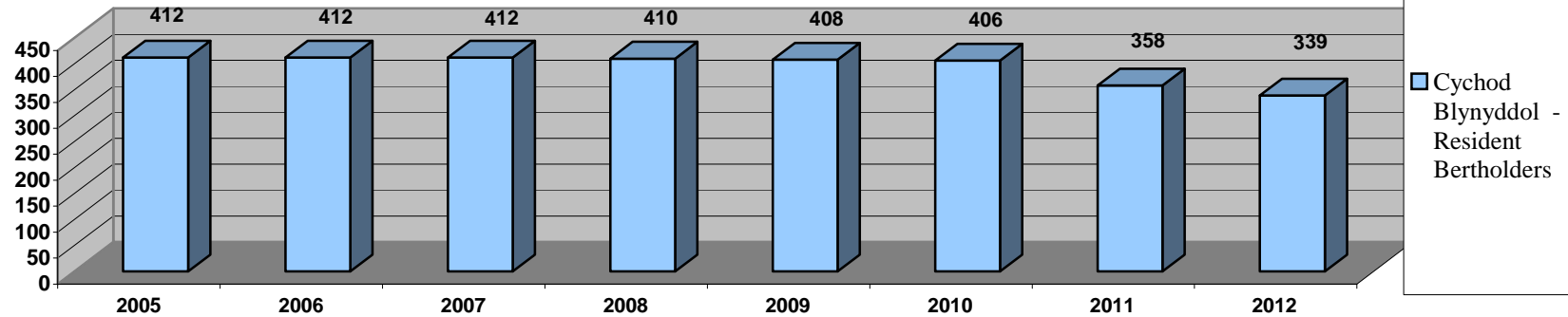
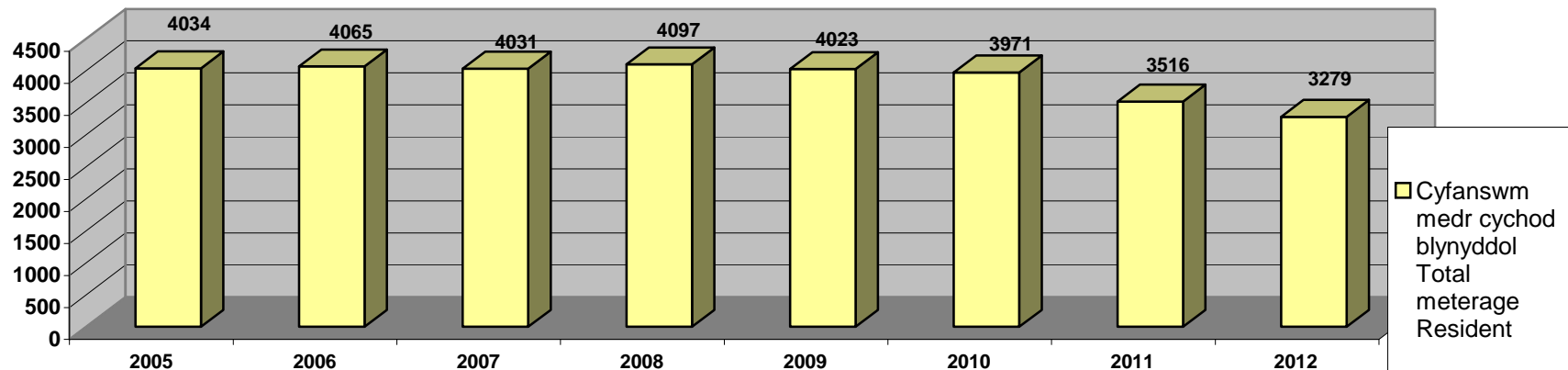


Ystadegau *Hafan Pwllheli* - i Mawrth 2013
Annual Statistics for *Hafan Pwllheli* - to March 2013

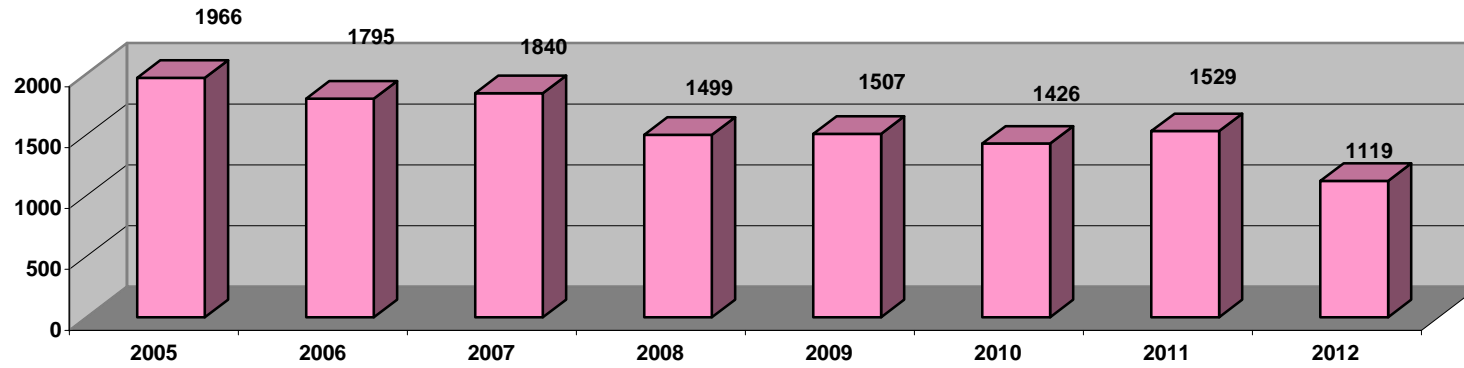
Cychod Blynyddol - Resident Bertholders



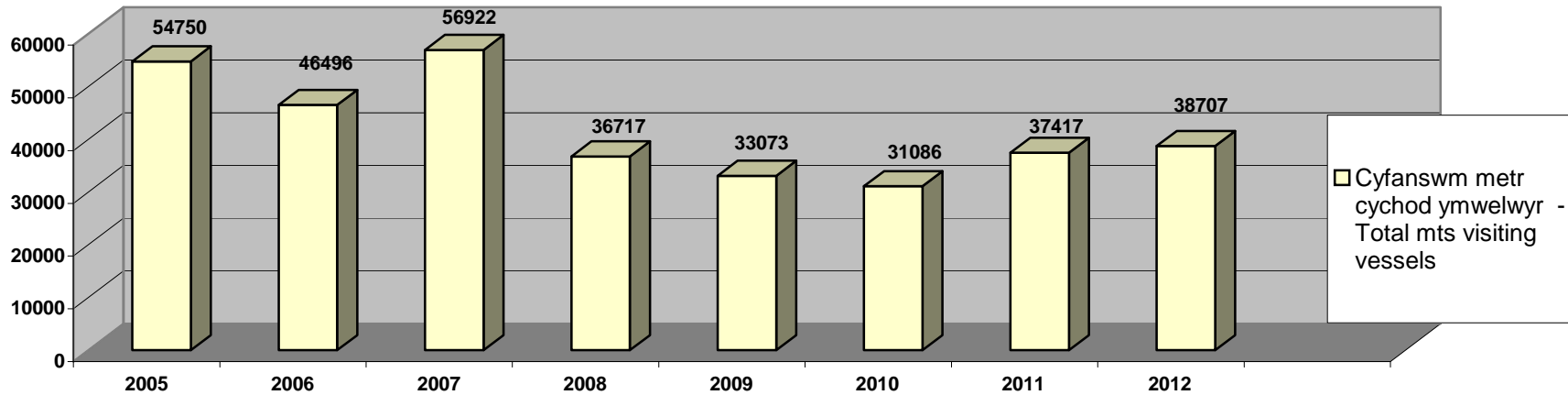
Cyfanswm medr cychod blynyddol - Total metres Resident boats



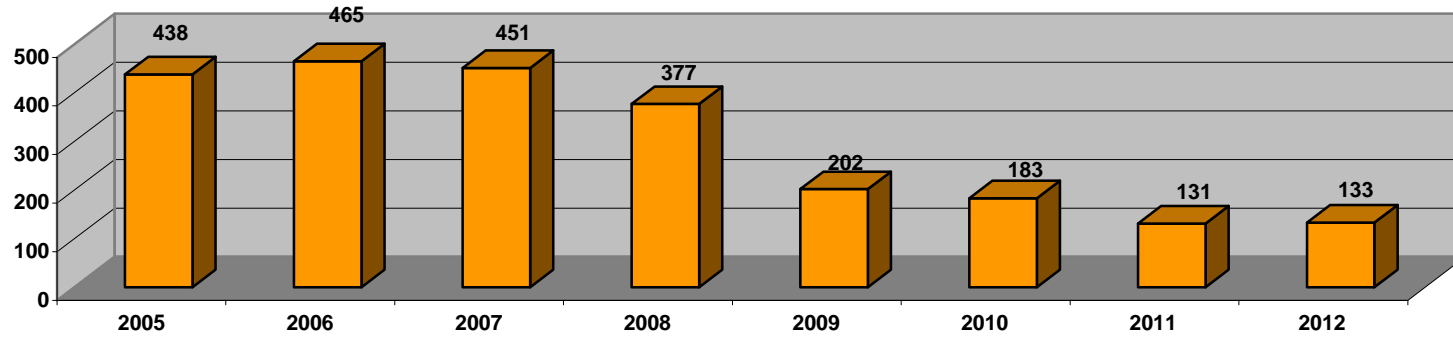
Nifer o gychod ymwelwyr mewn blwyddyn - No. of visiting vessels per year



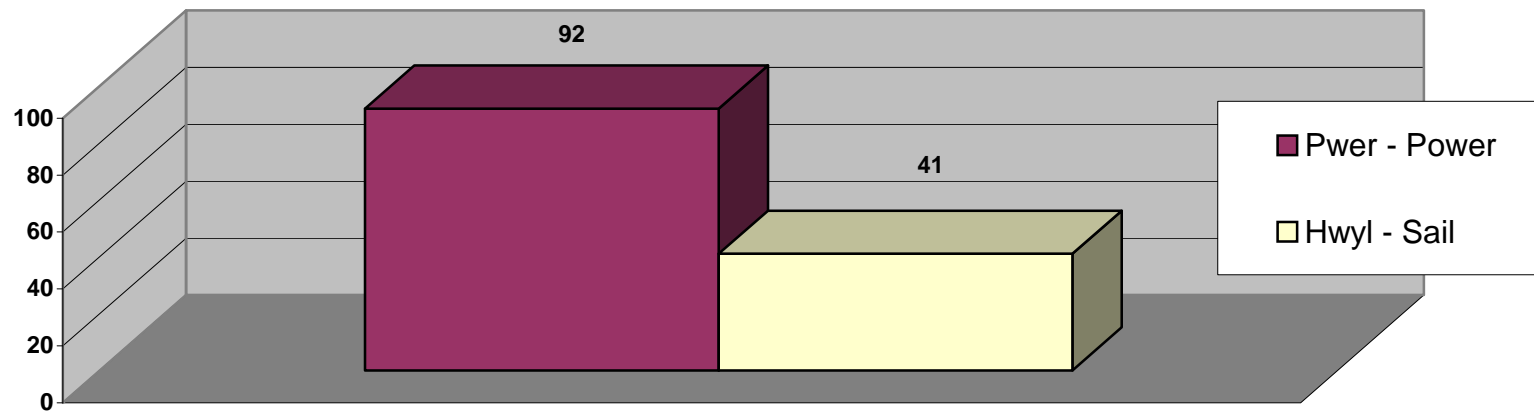
Cyfanswm metr cychod ymwelwyr - Total mts visiting vessels



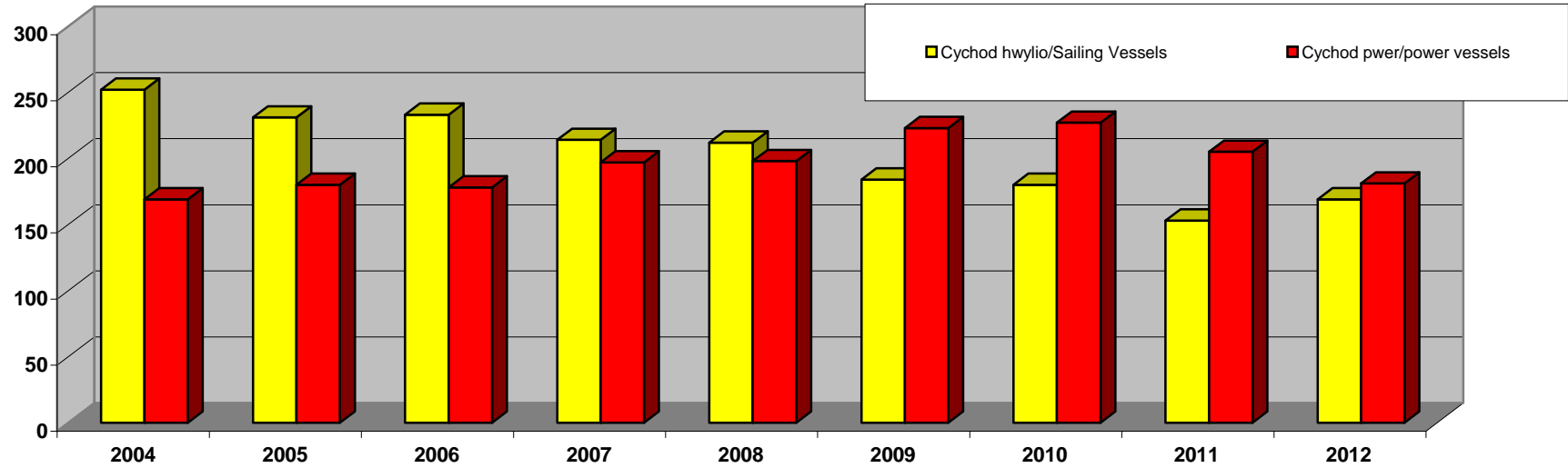
Nifer o gychod ar yr rhestr diddordeb mewn angorfa - No. of vessels on the Expressions of Interest list



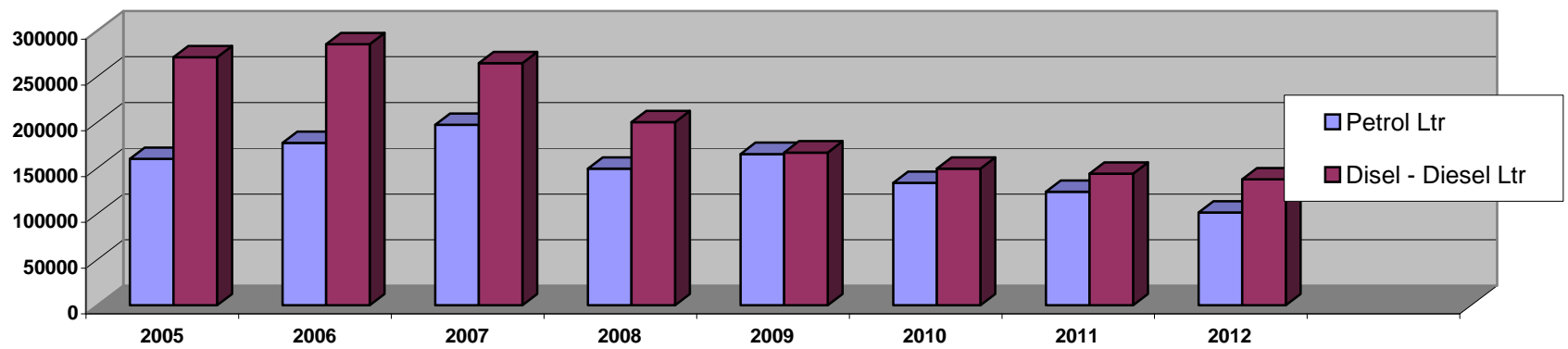
Cychod Hwyl/Pwer ar yr rhestr diddordeb mewn angorfa -
No of Sail/Power vessels on the Expressions of Interest list



Nifer o gychod Hwyllo/Pwer yn yr Hafan - No. of sailing/power vessels in the Hafan



Gwerthiant Petrol/Disel - Petrol/Diesel sales



Dadansoddiad o pam fod perchennog doc yn gadel - 1taf Ebrill i 31ain o Fawrth
Analysis of why resident bertholders leave 1st April to 31st March

	2005	2006	2007	2008	2009	2010	2011	2012
Wedi gwerthu cwch/sold boat	9	9	18	2	12	15	12	6
Ardal newydd/New Cruising Ground	8	5	11	5	4	10	12	5
Parcio a lansio/Park and Launch	0	0	0	0	0	6	2	0
Ysgariad/Divorce	0	0	0	0	0	0	0	0
Dim rheswm/No reason given	8	8	18	34	30	28	24	5
Rhu ddrud/Too expensive	1	4	13	14	3	6	2	0
Methdalwr/Bankrupt	0	1	0	1	6	1	0	2
Iechyd/III health	5	1	5	7	6	3	8	1
Blwyddyn allan/Year out	3	3	8	8	13	10	5	0
Gweithio dramor/Work abroad	0	0	0	0	0	0	0	0
Carthu/Dredging	0	0	0	0	2	2	8	0
Adeiladu cwch newydd/Building new boat	0	0	0	0	0	0	0	0
Cyfanswm/Total	34	31	73	71	76	81	73	19

Hyd at Mawrth 2013
Up to March 2013

